


R Series

High-Density
0.075"
(1.905mm)



2
Row

RM – Two-Row, Right-Angle, Board-Mount Plug

Contact Spacing: 0.075" (1.91 mm)
R-Series products are high-density, plastic connectors commonly used in board-to-board applications. Approved to MIL-55302 standard.

Sample Part Number Format: RM252-100-312-5500



SERIES	ROWS	STYLE	BODY MATERIAL	SIZE	PLATING	POLARIZATION	OPTIONS
0.075" Plastic Rectangular Connector (Plug)	2 – 2-Row (10-100 contacts)	5 – Plug, right-angle with mounting ears 7 – Plug, right-angle without mounting ears	2 – Polyphenylene sulfide (PPS)	010 – 10 contacts 020 – 20 contacts 030 – 30 contacts 040 – 40 contacts 050 – 50 contacts 060 – 60 contacts 070 – 70 contacts 080 – 80 contacts 090 – 90 contacts 100 – 100 contacts	1 – Gold 2 – Pre-tinned, SnPb alloy ‡ 3 – Pre-tinned, SAC305 alloy	00 – None XX – See page 140 for codes 70 – Same as above, but without Loctite® (customer-keyed)	BN – Bond #1-72, small pattern hex nuts into mounting ears
				TERMINATION 31 – Plated thru-hole, 0.109" x 0.020" Ø 32 – Plated thru-hole, 0.140" x 0.020" Ø 33 – Plated thru-hole, 0.172" x 0.020" Ø 34 – Plated thru-hole, 0.109" x 0.016" Ø 35 – Plated thru-hole, 0.140" x 0.016" Ø 36 – Plated thru-hole, 0.172" x 0.016" Ø 37 – Plated thru-hole, 0.250" x 0.020" Ø	HARDWARE 0256 – None 55 – Guide set 57 – Two guide pins 58 – Two guide sockets 29 – Fixed jackset 30 – Fixed jackset, reversed 19 – Two fixed jackscrews 20 – Two fixed jackscrews 59 – Hex turning jackset, 0.200" 60 – Hex turning jackset reversed, 0.200" 61 – Two hex turning jackscrews, 0.200" 62 – Two hex turning jackscrews, 0.200" 64 – Turning jackset, 0.490"		

Notes:

‡ Not RoHS-compliant

Notes:
‡ Not RoHS-compliant

PLEASE CONSULT THE AIRBORN WEBSITE FOR THE LATEST REVISION OF THIS DOCUMENT PRIOR TO BEGINNING ANY DESIGN WORK.

Mates with

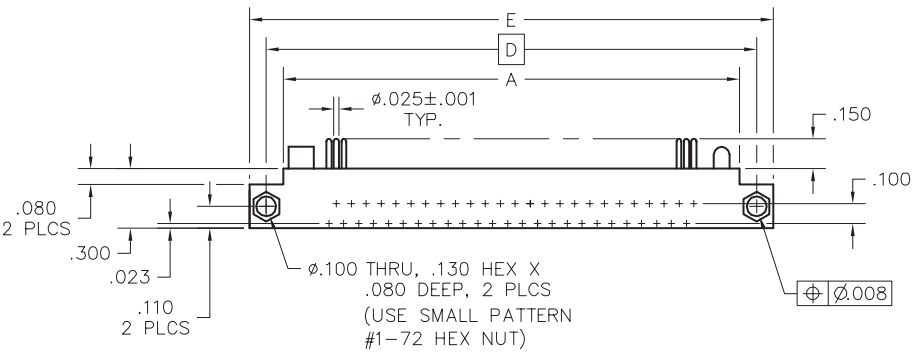
- RM222 & RM242 — Two-row, straight receptacle
- RM262 & RM282 — Two-row, right-angle receptacle
- RM222 — Two-row, I/O receptacle

Terminations

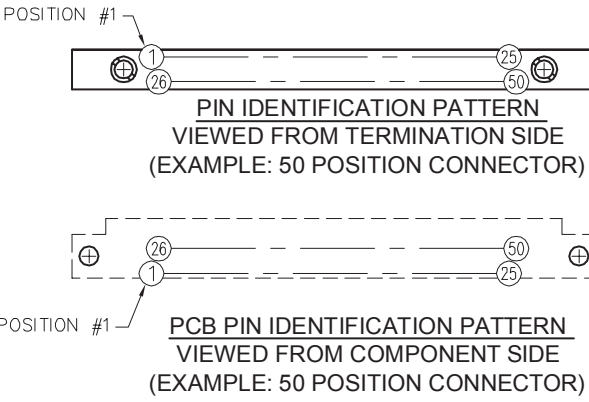
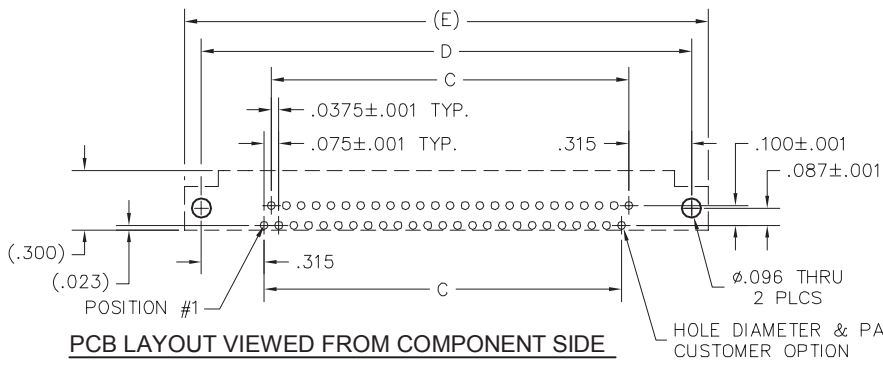
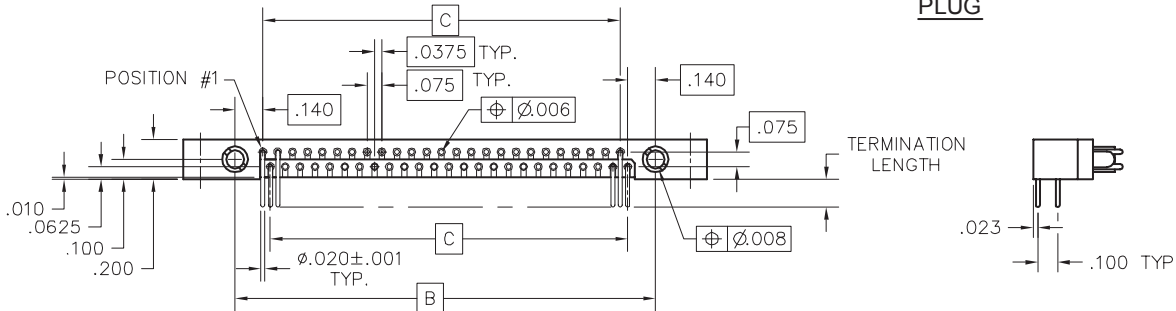


RM – Two-Row, Right-Angle, Board-Mount Plug

Plastic ▪ 2-Row ▪ 10-100 Contacts



PLUG



SIZE	DIMENSIONS				
	A	B	C	D	E
10	.797	.617	.300	.967	1.137
20	1.172	.992	.675	1.342	1.512
30	1.547	1.367	1.050	1.717	1.887
40	1.922	1.742	1.425	2.092	2.262
50	2.297	2.117	1.800	2.467	2.637
60	2.672	2.492	2.175	2.842	3.012
70	3.047	2.867	2.550	3.217	3.387
80	3.422	3.242	2.925	3.592	3.762
90	3.797	3.617	3.300	3.967	4.137
100	4.172	3.992	3.675	4.342	4.512

PLEASE CONSULT THE AIRBORN WEBSITE FOR THE LATEST REVISION OF THIS DOCUMENT PRIOR TO BEGINNING ANY DESIGN WORK.